

CSCI 480 Computer Graphics
Lecture 22

Image Processing

Blending
Display Color Models
Filters
Dithering
[Ch 7.13, 8.11-8.12]

Apr 17, 2013
Jernej Barbic
University of Southern California

<http://www-bcf.usc.edu/~jbarbic/cs480-s13/>

Alpha Channel

- Frame buffer
 - Simple color model: R, G, B; 8 bits each
 - α -channel A, another 8 bits
- Alpha determines **opacity**, pixel-by-pixel
 - $\alpha = 1$: opaque
 - $\alpha = 0$: transparent

checkerboard
pattern =
opacity



Source: Wikipedia

Blending

- Blend transparent objects during rendering
- Achieve other effects (e.g., shadows)

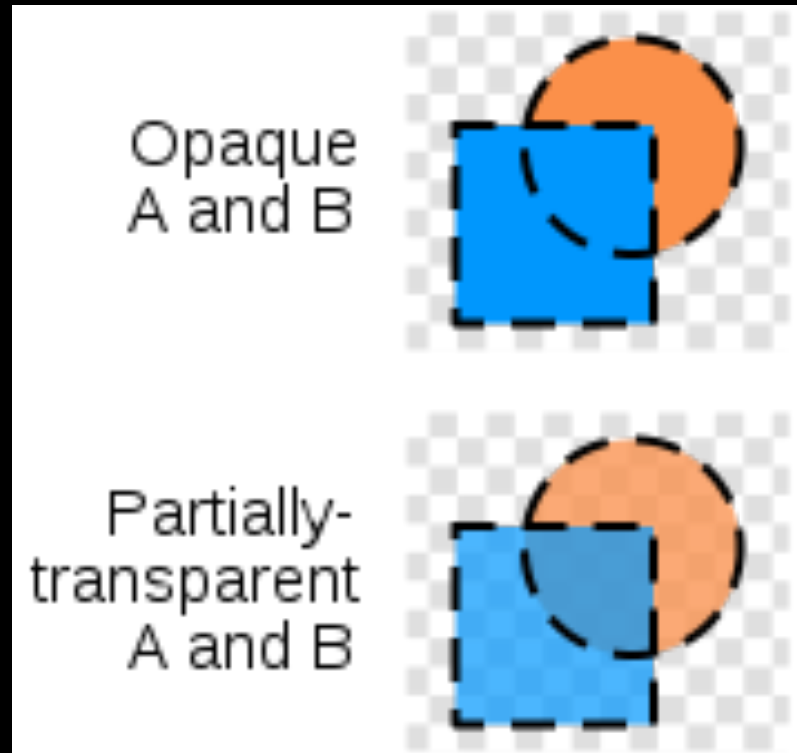


Image Compositing

- Compositing operation
 - Source: $\mathbf{s} = [s_r \ s_g \ s_b \ s_a]$
 - Destination: $\mathbf{d} = [d_r \ d_g \ d_b \ d_a]$
 - $\mathbf{b} = [b_r \ b_g \ b_b \ b_a]$ source blending factors
 - $\mathbf{c} = [c_r \ c_g \ c_b \ c_a]$ destination blending factors
 - $\mathbf{d}' = [b_r s_r + c_r d_r \ b_g s_g + c_g d_g \ b_b s_b + c_b d_b \ b_a s_a + c_a d_a]$
- Example: overlay n images with equal weight
 - Set α -value for each pixel in each image to $1/n$
 - Source blending factor is “ α ”
 - Destination blending factor is “1”

Blending in OpenGL

- Enable blending

```
glEnable(GL_BLEND);
```

- Set up source and destination factors

```
glBlendFunc(source_factor, dest_factor);
```

- Source and destination choices

- `GL_ONE, GL_ZERO`

- `GL_SRC_ALPHA, GL_ONE_MINUS_SRC_ALPHA`

- `GL_DST_ALPHA, GL_ONE_MINUS_DST_ALPHA`

- Set alpha values: 4th parameter to

- `glColor4f(r, g, b, alpha)`

- `glLightfv, glMaterialfv`

Blending Errors

- Operations are not commutative
 - rendering order changes result
- Operations are not idempotent
 - render same object twice gives different result to rendering once
- Interaction with hidden-surface removal is tricky
 - Polygon behind opaque polygon(s) should be culled
 - Transparent in front of others should be composited
 - Solution: make z-buffer read-only for transparent polygons with `glDepthMask(GL_FALSE);`

Outline

- Blending
- **Display Color Models**
- Filters
- Dithering

Displays and Framebuffers

- Image stored in memory as 2D pixel array, called **framebuffer**
- Value of each pixel controls color
- Video hardware scans the framebuffer at 60Hz
- **Depth** of framebuffer is information per pixel
 - 1 bit: black and white display
 - 8 bit: 256 colors at any given time via colormap
 - 16 bit: 5, 6, 5 bits (R,G,B), $2^{16} = 65,536$ colors
 - **24 bit**: 8, 8, 8 bits (R,G,B), $2^{24} = 16,777,216$ colors

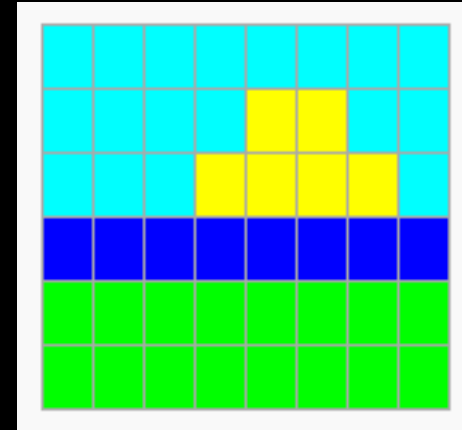
Fewer Bits: Colormaps

00	cyan
01	yellow
10	blue
11	green

colormap,
k=2

00	00	00	00	00	00	00	00
00	00	00	00	01	01	00	00
00	00	00	01	01	01	01	00
10	10	10	10	10	10	10	10
11	11	11	11	11	11	11	11
11	11	11	11	11	11	11	11

the pixels
(indices into colormap)



the image

- Colormap is array of RGB values, k bits each (e.g., k=8)
- Each pixel stored not the color, but an index into colormap
- All 2^{24} colors can be represented, but only 2^k colors at a time
- Poor approximation of full color
- Colormap hacks: affect image without changing framebuffer (only colormap)

More Bits: Graphics Hardware

- 24 bits: RGB
- + 8 bits: A (α -channel for opacity)
- + 16 bits: Z (for hidden-surface removal)
- * 2: double buffering for smooth animation
- = 96 bits
- For 1024 * 768 screen: 9 MB
- Easily possible on modern hardware

Image Processing

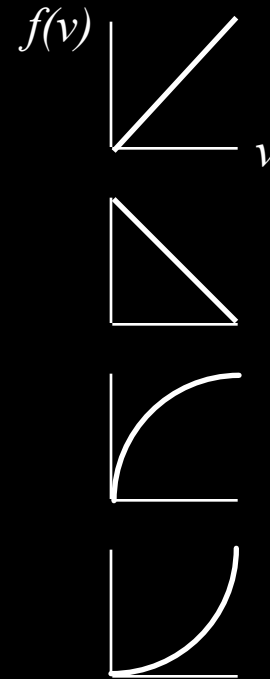
- 2D generalization of signal processing
- Image as a two-dimensional signal
- **Point processing**: modify pixels independently
- **Filtering**: modify based on neighborhood
- **Compositing**: combine several images
- **Image compression**: space-efficient formats
- Other topics
 - Image enhancement and restoration
 - Computer vision

Outline

- Blending
- Display Color Models
- **Filters**
- Dithering

Point Processing

- Process each pixel independently from others
- Input: $a(x,y)$; Output: $b(x,y) = f(a(x,y))$
- Useful for contrast adjustment, false colors
- Examples for grayscale, $0 \leq v \leq 1$
 - $f(v) = v$ (identity)
 - $f(v) = 1-v$ (negate image)
 - $f(v) = v^p$, $p < 1$ (brighten)
 - $f(v) = v^p$, $p > 1$ (darken)



Gamma Correction

- Example of point processing
- Compensates monitor brightness nonlinearities (older monitors)



Tom Ridge left the Pennsylvania governorship last October, when U.S. President George W. Bush appointed him to head the newly created Office of Homeland Security.

$$\Gamma = 1.0; f(v) = v$$



Tom Ridge left the Pennsylvania governorship last October, when U.S. President George W. Bush appointed him to head the newly created Office of Homeland Security.

$$\Gamma = 0.5; f(v) = v^{1/0.5} = v^2$$



Tom Ridge left the Pennsylvania governorship last October, when U.S. President George W. Bush appointed him to head the newly created Office of Homeland Security.

$$\Gamma = 2.5; f(v) = v^{1/2.5} = v^{0.4}$$

Signals and Filtering

- Audio recording is 1D signal: $\text{amplitude}(t)$
- Image is a 2D signal: $\text{color}(x,y)$
- Signals can be continuous or discrete
- Raster images are discrete
 - In space: sampled in x, y
 - In color: quantized in value
- Filtering: a mapping from signal to signal

Linear and Shift-Invariant Filters

- **Linear** with respect to input signal
- **Shift-invariant** with respect to parameter
- Convolution in 1D
 - $a(t)$ is input signal
 - $b(s)$ is output signal
 - $h(u)$ is filter
- Convolution in 2D

$$b(s) = \sum_{t=-\infty}^{+\infty} a(t)h(s-t)$$

$$b(x, y) = \sum_{u=-\infty}^{+\infty} \sum_{v=-\infty}^{+\infty} a(u, v)h(x-u, y-v)$$

Filters with Finite Support

- Filter $h(u,v)$ is 0 except in given region
- Example: 3 x 3 blurring filter

$$b(x,y) = \frac{1}{9} \left(a(x-1,y-1) + a(x,y-1) + a(x+1,y-1) \right. \\ \left. + a(x-1,y) + a(x,y) + a(x+1,y) \right. \\ \left. + a(x-1,y+1) + a(x,y+1) + a(x+1,y+1) \right)$$

- As function

$$h(u,v) = \begin{cases} \frac{1}{9}; & \text{if } -1 \leq u, v \leq 1 \\ 0; & \text{otherwise} \end{cases}$$

- In matrix form

$$\frac{1}{9} \begin{bmatrix} 1 & 1 & 1 \\ 1 & 1 & 1 \\ 1 & 1 & 1 \end{bmatrix}$$

Blurring Filters

- Average values of surrounding pixels
- Can be used for anti-aliasing
- Size of blurring filter should be odd
- What do we do at the edges and corners?
- For **noise reduction**, use median, not average
 - Eliminates intensity spikes
 - Non-linear filter

Examples of Blurring Filter



Tom Ridge left the Pennsylvania governorship last October, when U.S. President George W. Bush appointed him to head the newly created Office of Homeland Security.

Original Image



Tom Ridge left the Pennsylvania governorship last October, when U.S. President George W. Bush appointed him to head the newly created Office of Homeland Security.

Blur 3x3 mask



Tom Ridge left the Pennsylvania governorship last October, when U.S. President George W. Bush appointed him to head the newly created Office of Homeland Security.

Blur 7x7 mask

Example Noise Reduction



Tom Ridge left the Pennsylvania governorship last October, when U.S. President George W. Bush appointed him to head the newly created Office of Homeland Security.

Original image



Tom Ridge left the Pennsylvania governorship last October, when U.S. President George W. Bush appointed him to head the newly created Office of Homeland Security.

Image with noise



Tom Ridge left the Pennsylvania governorship last October, when U.S. President George W. Bush appointed him to head the newly created Office of Homeland Security.

Median filter (5x5)

Edge Filters

- Task: Discover edges in image
- Characterized by large gradient

$$\nabla a = \begin{bmatrix} \frac{\partial a}{\partial x} & \frac{\partial a}{\partial y} \end{bmatrix}, \quad |\nabla a| = \sqrt{\left(\frac{\partial a}{\partial x}\right)^2 + \left(\frac{\partial a}{\partial y}\right)^2}$$

- Approximate square root

$$|\nabla a| \approx \left| \frac{\partial a}{\partial x} \right| + \left| \frac{\partial a}{\partial y} \right|$$

- Approximate partial derivatives, e.g.

$$\frac{\partial a}{\partial x} \approx a(x+1) - a(x-1)$$

Sobel Filter

- Very popular edge detection filter
- Approximate:

$$\frac{\partial}{\partial x} \approx \begin{bmatrix} -1 & 0 & 1 \\ -2 & 0 & 2 \\ -1 & 0 & 1 \end{bmatrix}, \quad \frac{\partial}{\partial y} \approx \begin{bmatrix} 1 & 2 & 1 \\ 0 & 0 & 0 \\ -1 & -2 & -1 \end{bmatrix}$$

- Output is $|\nabla a|$, computed as follows:

$$\nabla a = \begin{bmatrix} \frac{\partial a}{\partial x} & \frac{\partial a}{\partial y} \end{bmatrix}, \quad |\nabla a| = \sqrt{\left(\frac{\partial a}{\partial x}\right)^2 + \left(\frac{\partial a}{\partial y}\right)^2}$$

- Sobel filter is non-linear
 - Square and square root (more exact computation)
 - Can also use absolute value (faster computation)

Sample Filter Computation

- One part (of the two) of the Sobel filter
- Detects vertical edges

-1	0	1
-2	0	2
-1	0	1

h

0	0	0	0	0	25	25	25	25	25
0	0	0	0	0	25	25	25	25	25
0	0	0	0	0	25	25	25	25	25
0	0	0	0	0	25	25	25	25	25
0	0	0	0	0	25	25	25	25	25
0	0	0	0	0	25	25	25	25	25
0	0	0	0	0	25	25	25	25	25
0	0	0	0	0	25	25	25	25	25
0	0	0	0	0	25	25	25	25	25
0	0	0	0	0	25	25	25	25	25
0	0	0	0	0	25	25	25	25	25
0	0	0	0	0	25	25	25	25	25

a

0	0	0	0	25	25	0	0	0	0
0	0	0	0	25	25	0	0	0	0
0	0	0	0	25	25	0	0	0	0
0	0	0	0	25	25	0	0	0	0
0	0	0	0	25	25	0	0	0	0
0	0	0	0	25	25	0	0	0	0
0	0	0	0	25	25	0	0	0	0
0	0	0	0	25	25	0	0	0	0
0	0	0	0	25	25	0	0	0	0
0	0	0	0	25	25	0	0	0	0
0	0	0	0	25	25	0	0	0	0
0	0	0	0	25	25	0	0	0	0
0	0	0	0	25	25	0	0	0	0

b

Example of Edge Filter



Tom Ridge left the Pennsylvania governorship last October, when U.S. President George W. Bush appointed him to head the newly created Office of Homeland Security.

Original image



Tom Ridge left the Pennsylvania governorship last October, when U.S. President George W. Bush appointed him to head the newly created Office of Homeland Security.


Edge filter, then brightened

Outline

- Blending
- Display Color Models
- Filters
- **Dithering**

Dithering

- Compensates for lack of color resolution
- Give up spatial resolution for color resolution
- Eye does spatial averaging



original




web-safe colors,
no dithering



web-safe colors,
with dithering

Black/White Dithering

- For gray scale images
- Each pixel is black or white
- From far away, eye perceives color by fraction of white
- For 3x3 block, 10 levels of gray scale



Color Dithering

- Dither RGB separately
- Store quantized color as a k-bit value (often $k=8$)



original image
256 colors
per RGB channel




dithered, $k=3$
only 8 colors
per RGB channel

Source: Wikipedia

Halftoning

- Regular patterns create artifacts
 - Avoid stripes
 - Avoid isolated pixels (e.g. on laser printer)
 - Monotonicity: keep pixels on at higher intensities
 - Floyd-Steinberg dithering



Source: Wikipedia

- Example of good 3x3 **dithering matrix**
 - For intensity n , turn on pixels $0..n-1$

$$\begin{bmatrix} 6 & 8 & 4 \\ 1 & 0 & 3 \\ 5 & 2 & 7 \end{bmatrix}$$

Summary

- Display Color Models
 - 8 bit (colormap), 24 bit, 96 bit
- Filters
 - Blur, edge detect, sharpen, despeckle (noise removal)
- Dithering